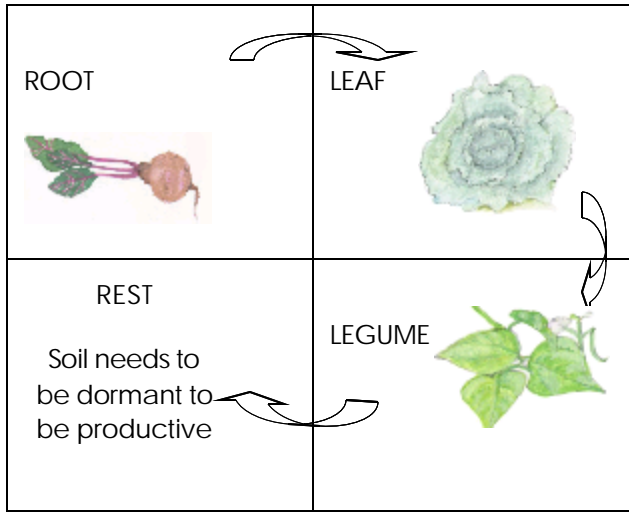















Companions Planting & Pest Management



Some plants grow well together and benefit each other. Other plants do not thrive together. Here is a short list of plants that are companions and antagonists.

This companion planting list will help you to get the maximum benefit from intercropping in your garden.



	Plant	Good	Bad
	Apricot	Clover Marigold Chive Onion Nasturtium	Grass Potato Carrot
	Beetroot	Bean Cabbage Lettuce Garlic Onion	Mustard Runner beans
	Beans	Carrot Cauliflower Cabbage Beet Borage	Chive Fennel Garlic Leek Marigold
	Broccoli	Brassica sp Beetroot Dill Marigold, Mint Onion Potato Rosemary	Climbing bean Carrot Leek Strawberry Tomato
	Cabbage	Beans Nasturtium Oregano Celery Dill	Grape Strawberry Tomato Rue
	Carrot	Peas Onion Leek Rosemary Sage	Dill Anise
	Cowpea	Maize Pumpkin Sunflower	

	Eggplant	Beans Peas Tarragon Thyme	
	Garlic	Apple Beetroot Lettuce Peach Rose Tomato	Bean Cabbage Pea Strawberry
	Grape	Apricot Basil Clover Chives Mulberry Mustard Peach	Radish Grass
	Leek	Cabbage Carrot Herbs Lettuce Onion Spinach	Broad beans Broccoli
	Lettuce	Beetroot Carrot Cabbage Garlic Onion Radish	
	Maize	Bean Mustard Sesame Sunflower Potato Pumpkin	


Illustrations by:



earthworm
productions

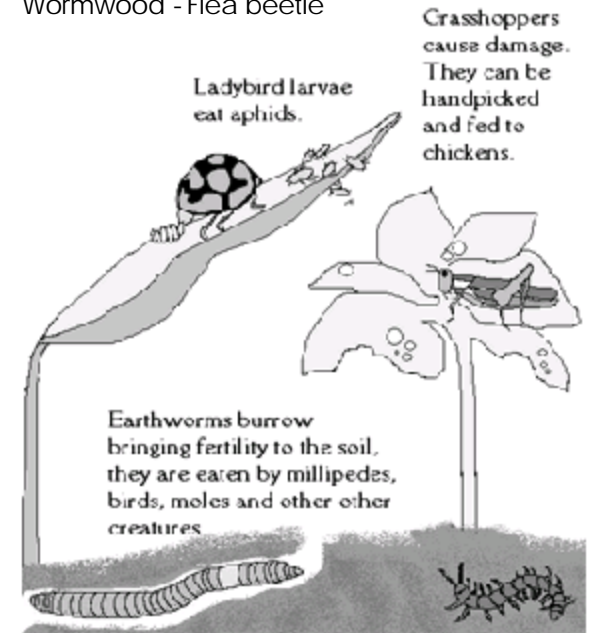
	Mulberry	Cherry Strawberry Grape	
	Onion	Apple Beetroot Cabbage Carrot Leek Spinach Tomato	Bean Pea

When you start gardening, the soil may not be so strong and the plants may be prone to attack. As your soil is enriched, and more diversity is in your garden, the healthier it will be. (Also see list of insect repellent plants)






Plants to use as a spray: Animals Repelled

- Mint - Potato beetle, Ants
- Parsley, Asparagus - Beetle
- Pepper - General
- Rhubarb - Black spot, general
- Sage - Cabbage worm
- Southernwood - Cabbage worm
- Thyme - Cabbage worm
- Tomato - Asparagus beetle
- Wormwood - Flea beetle



Crop rotation
It is important to rotate crops in the garden. Certain nutrients are taken up by plants. Rotating your crops will ensure that no deficiencies occur.

ROOT 	LEAF 
REST Soil needs to be dormant to be productive	LEGUME 

Insect Attractants / Pollinators

Bees: Buckwheat, Catnip, Dill, Melissa, Bee Balm, Thyme

Earthworms: Celery, Dandelion

General : Cornflower, Coriander, Lavender, Marigold, Yarrow

Insect Repellent Plants :

Anise, Asparagus, Aster, Basil, Bay, Borage, Catnip, Celery, Coriander, Citrus, Datura, Derris, Elder, Fennel, Feverfew, Flax, Hazel, Horseradish, Lavender, Lemon Verbena, Marigold, Mint, Mustard, Nasturtium, Nettle, Oak, Parsley, Parsnip, Penny Royal Mint, Rosemary, Rue, Sage, Salsify, Santolina, Sesame, Southernwood., Tansy, Thyme, Wormwood, Geranium - Repels cabbage white fly. Trap crop for Japanese beetles.

Recipe for home-made insect repellent

This solution will provide a safe & non-toxic way to protect your plants against attack. To make a litre of solution:

4-5 chillies,

4-5 cloves garlic,

5 sprig of rosemary

Hand-full of pure, grated soap(Sunlight)

Instructions: Steep in water for twenty minutes, then boil, cool and strain. When using, dilute 1 part insect repellent to 10 parts water.

Natural Pest Management

The world is such a diverse place. The more different life forms there are in the garden, the less chance there is of attack by fungus, bacteria and pests. Work with Nature to guarantee your garden's health. Each creature has a vital role to perform. At times an infestation of a certain creature will appear threatening, but a balance will soon become apparent.